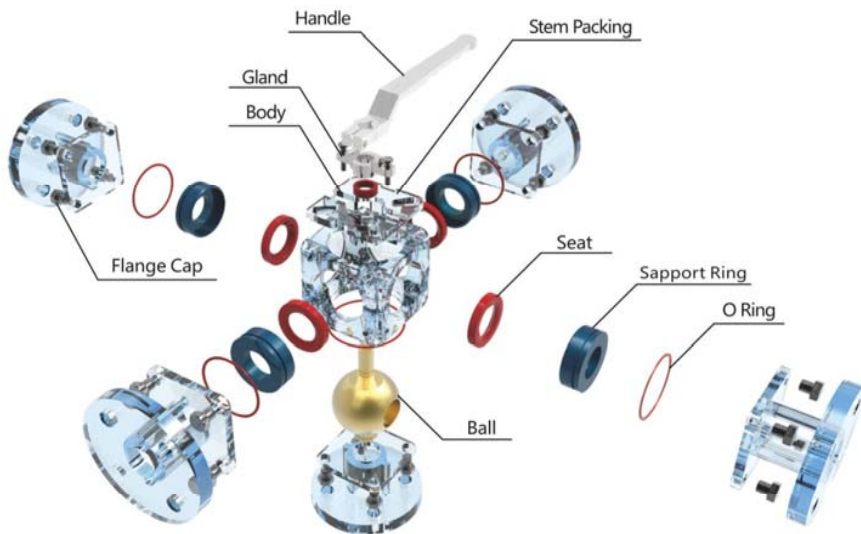


3 Way Ball Valve Flanged End



三通法蘭球閥

EXPLOSION DRAWING 爆炸圖

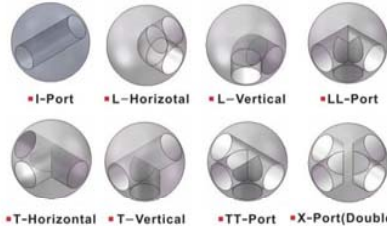


FEATURES 特點

- ▶ Blow-out Proof Stem
- ▶ Iso 5211 Mounting Pad
- ▶ Low Torque Design
- ▶ Long life with actuator

OPTION 選項

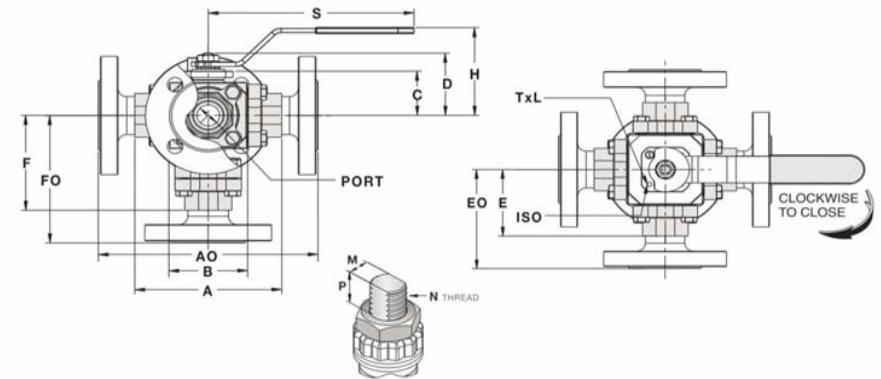
- ▶ ANSI / PN / JIS / GB Flanged All Available
- ▶ Ball Type



MATERIAL LIST 材質表

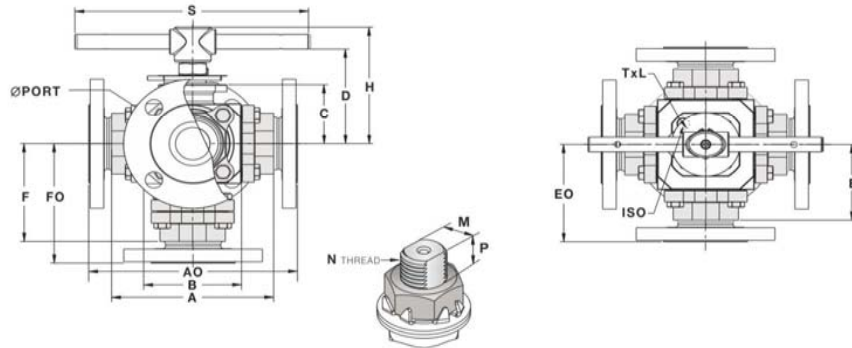
ITEM	部件	PART	MATERIALS					
			304	304L	316	316L	WCB	
1	外六角螺母	Nut	A193 B8/Customize					A193 B7
2	外六角螺栓	Bolt	A193 B8/Customize					A193 B7
3	填料壓蓋	Gland	A351-CF8	A351-CF3	A351-CF8M	A351-CF3M	A216-WCB	
4	中道墊片	Gasket	PTFE Or Optional (See Page4)					
6	填料	Packing	PTFE Or Graphite					
5	閘蓋	CAP	A351-CF8	A351-CF3	A351-CF8M	A351-CF3M	A216-WCB	
7	閘座	Seat	PTFE Or Optional (See Page4)					
8	球體	Ball	A182 F304	A182 F304L	A182 F316	A182 F316L	A276-420	
9	止退墊	Thrust Packing	PTFE Or Optional (See Page4)					
10	O型圈	O Ring	Viton / NBR					
11	閘杆	Stem	A182 F304	A182 F304L	A182 F316	A182 F316L	A276-420	
12	閘體	Body	A351-CF8	A351-CF3	A351-CF8M	A351-CF3M	A216-WCB	

Valve Dimensions 3/4"- 1 1/2" (DN20-DN40)



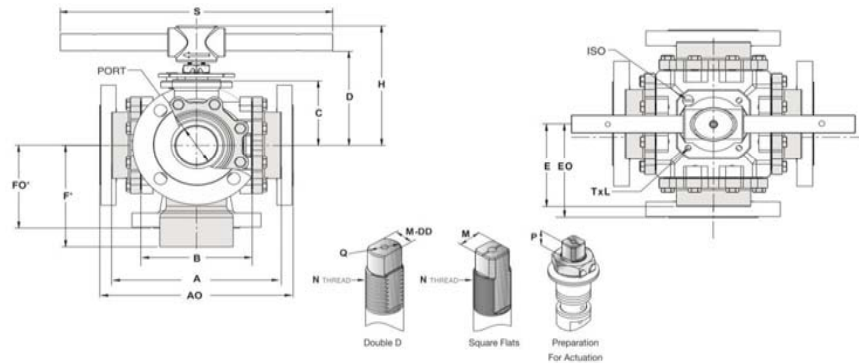
Valve Size	Unit	Port	A	AO			B	C	D	E (EO)	F	FO			H	M	N	P	TxL	ISO	S	Weight
				ANSI 150	ANSI 300	PN16 PN40						ANSI 150	ANSI 300	DIN								
3/4"	mm	14.3	108.0	154.5	190.0	167.5	62.0	37.5	55.0		110.5	133.7	151.5	150.2	80.0	7.54	7.0	M5	F04	F04	187.0	2.75-5.8 Kg
	inch	0.562	4.252	6.082	7.480	7.381	2.44	1.476	2.165		4.350	5.263	5.964	5.913	3.149	0.297	0.275	Thru	F04	F04	187.0	4.0-9.5 Kg
1"	mm	20.6	135.0	167.0	205.0	200.0	71.6	43.0	60.5		93.2	109.2	128.2	125.7	85.5	7.54	7.0	M5	F04	F04	187.0	7.382
	inch	0.811	5.314	6.574	8.070	7.874	2.818	1.692	2.381		3.669	4.299	5.047	4.948	3.366	0.297	0.275	Thru	F04	F04	187.0	5.8-10.0 Kg
1 1/2"	mm	25.5	144.0	174.5	205.5	207.5	76.0	48.0	65.5 (AO/2)		102.0	117.2	132.7	133.7	90.0	7.54	7.0	M5	F04	F04	187.0	7.382
	inch	1.00	5.669	6.870	8.090	8.169	2.992	1.889	2.578		4.015	4.614	5.224	5.263	3.543	0.297	0.275	Thru	F04	F04	187.0	7.382
1 1/2"	mm	31.65	158.0	208.0	233.5	243.0	91.0	49.5	79.0		106.0	131.0	143.7	148.5	103.0	8.71	10.0	M6x9	F05	F05	236.0	7.5-15.0 Kg
	inch	1.246	6.220	8.188	9.192	9.566	3.582	1.948	3.110		4.173	5.157	5.657	5.846	4.055	0.343	0.393		F05	F05	236.0	9.291

Valve Dimensions 2"- 2½" (DN50-DN65)



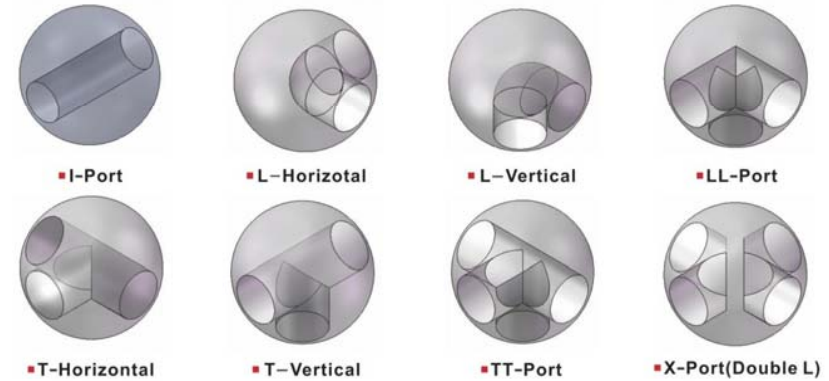
Valve Size	Unit	Port	A	AO			B	C	D	E (EO)	F	FO			H	M	N	P	TxL	ISO	S	Weight
				ANSI 150	ANSI 300	PN16 PN40						ANSI 150	ANSI 300	PN16 PN40								
2"	mm	38.1	178.0	228.7	266.8	280.9	107.2	69.6	111.2		115.0	140.5	159.5	166.3	139.4	13.92	M20 x 2.5-6g	15.1	M8 Thru	F07	255.0	13.5-23.0 Kg
	inch	1.50	7.0	9.0	10.5	11.05	4.22	2.74	4.37	A/2	4.52	5.53	6.27	6.54	5.48	0.548		0.594	M8 Thru		10.03	
2½"	mm	50.8	210.4	242.9	293.7	342.4	125.0	78.5	120.1		143.2	159.5	184.8	209.2	150.9	13.92		15.1	M8 Thru		255.0	21.0-39.0 Kg
	inch	2.0	8.28	9.56	11.56	13.48	4.92	3.09	4.72		5.63	6.27	7.27	8.23	5.94	0.548		0.594	Thru		10.03	

Valve Dimensions 3"- 4" (DN80-DN100)

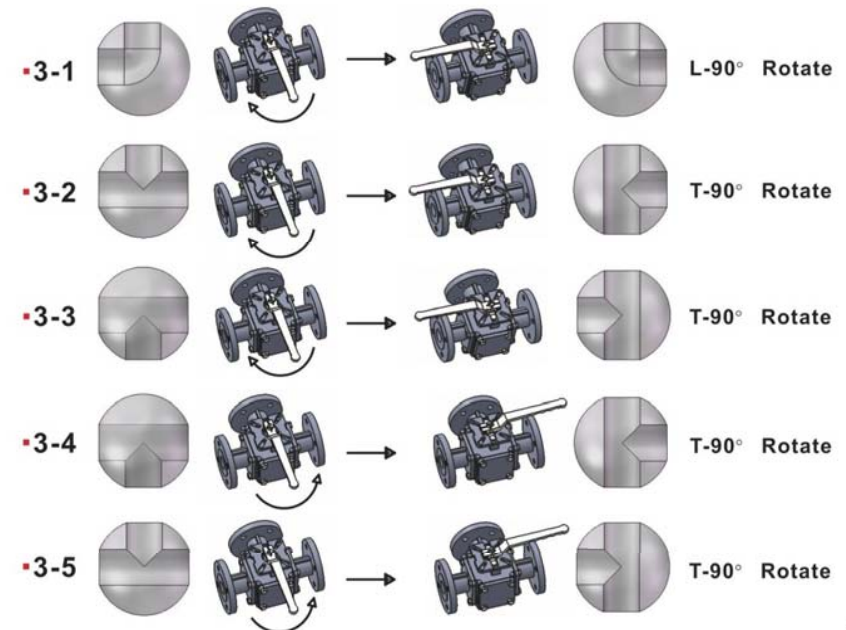


Valve Size	Unit	Port	A	AO			B	C	D	E (EO)	H	M	M-DD	N	P	Q	TxL	ISO	S	Weight
				ANSI 150	ANSI 300	PN16 PN40														
3"	mm	60.0	250.0	283.9	363.2	390.6	164.0	102.0	149.0		189.0	18.9	15.9	1"-14	16.6	22.7	M10x20	F10	610.0	36-52 Kg
	inch	2.36	9.84	11.17	14.29	15.37	6.45	4.01	5.86	A/2	7.44	0.744	0.626	UNS-2A	0.653	0.894			24.0	
4"	mm	82.8	309.8	324.8	401.0	446.2	205.0	116.7	168.0		202.65	18.9	15.9	1"-14	16.6	22.7	M10x20		610.0	60-85 Kg
	inch	3.25	12.19	12.19	15.78	17.56	8.07	4.59	6.61	(AO/2)	7.97	0.744	0.626	UNS-2A	0.653	0.894			24.0	

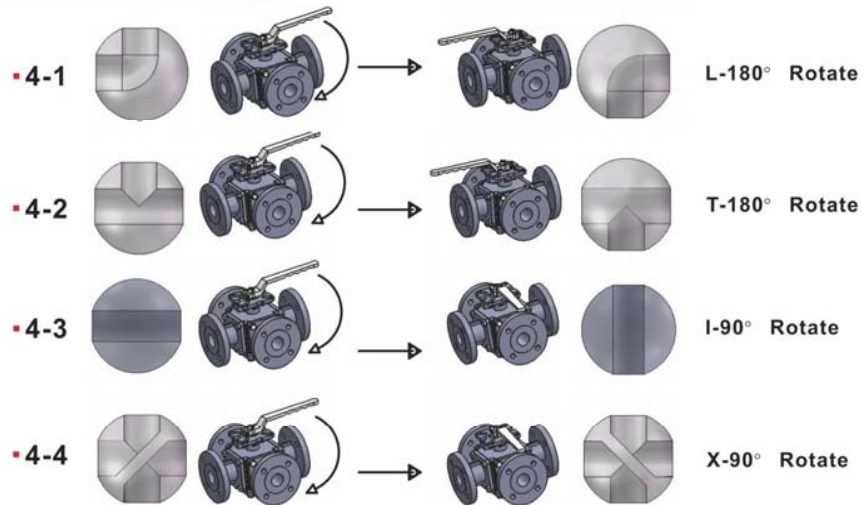
Ball Type 鋼球選型



3 Way Ball 三通示意圖



4 Way Ball 四通示意圖



5 Way Ball 五通示意圖

